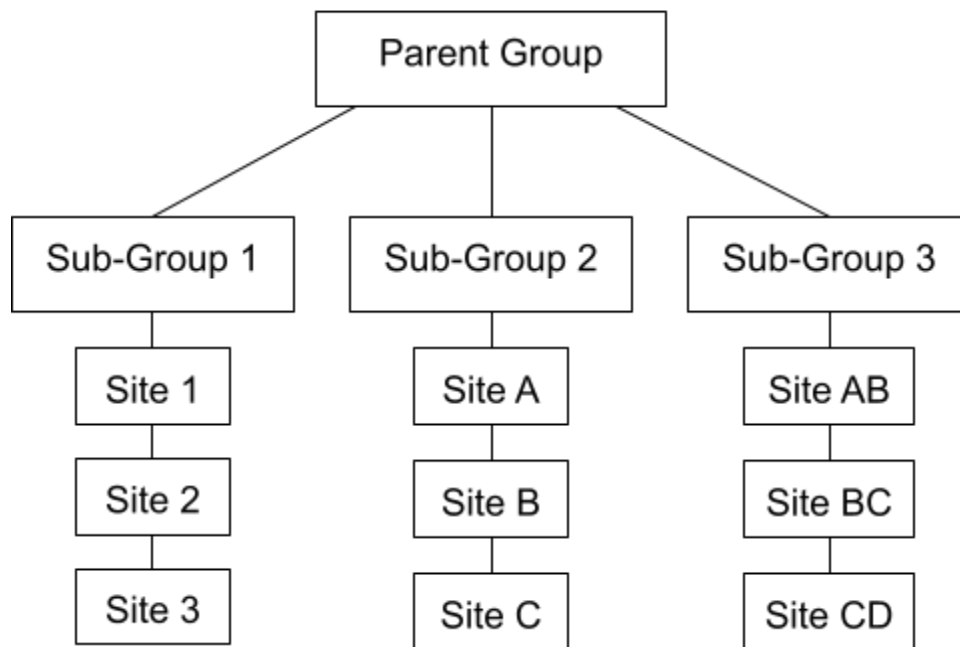


CONNECTING STATIONS TO MULTIPLE GROUPS

Each station in the Data Explorer must be linked to one monitoring group and can be connected to additional secondary groups, if needed. This connection should only be made for umbrella programs and not for individual programs monitoring at the same location. Umbrella programs are monitoring programs where one organization (parent group) provides technical assistance and quality assurance oversight to other groups or organizations (sub-group). All groups and organizations working within the umbrella program are using the same equipment and following the same monitoring methods (RiverTrends, Stream Team, and Virginia Save our Streams are three examples of umbrella programs). With umbrella programs, it is important to maintain the connection to and the recognition of the sub-groups who are collecting the data while allowing easy access to manage and QA data by the parent group.

Organizational Structure of Umbrella Programs



Each station can only be uploaded to one group first (see the [Data Explorer User Guide](#), page 31, for more information about viewing, adding, or editing stations). **To add additional groups, the user must have a Member or Officer role.** Under "Edit Station" scroll down to the Group drop down menu, select all additional groups monitoring that station (there is no limit on the number of groups that can be assigned to a station). Anyone (monitor, coordinator, or member) can then upload data via the data upload form or the bulk upload process from any of the selected groups. Any data uploaded will always be linked to a "Source", or the group who collected and uploaded the data, in the "Edit and Review"

table (example below) and data downloads. For bulk uploads, the “Source” is explicitly defined in Column A in the bulk upload template, whereas when data is uploaded with the data upload form, the “Source” is defined as the group that is associated with the user who uploads the data.

Station	Sample Time	Group	Samples To Publish
53	07/19/2017 10:30 AM	Alliance for the Chesapeake...	0
53	08/17/2017 10:00 AM	Alliance for the Chesapeake...	0
53	09/21/2017 10:00 AM	Alliance for the Chesapeake...	0
53	10/20/2017 01:00 AM	Alliance for the Chesapeake...	0
53	11/16/2017 10:00 AM	Alliance for the Chesapeake...	0
53	12/27/2017 03:30 PM	Alliance for the Chesapeake...	0
53	02/22/2018 10:00 AM	Riverine Master Naturalists	0
53	03/27/2018 10:30 AM	Riverine Master Naturalists	0
53	05/22/2018 10:00 AM	Riverine Master Naturalists	0
53	06/19/2018 10:00 AM	Riverine Master Naturalists	0

The parent group to sub-group station relationship can be set up two ways depending on the structure of the umbrella program:

- (a) connecting to the parent group first and the sub-groups second; or,
- (b) connecting to the sub-groups first and the parent group second.

The only difference is how the unique station code generated by the Data Explorer is created, which combines the group code and station ID (outlined below).

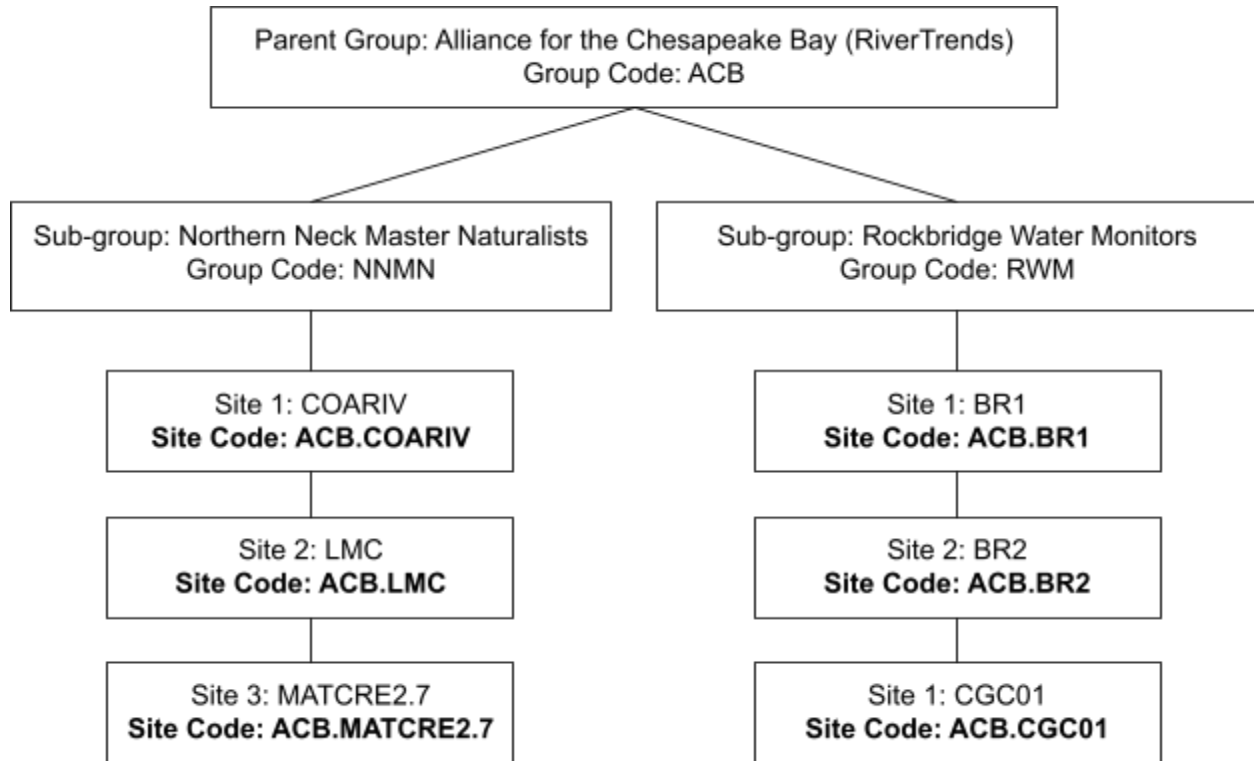
Either option can be used, but it is encouraged to pick an option and stick with it for consistency purposes.

Option A: Connect to Parent Group First

Upload all stations to the Parent Group first, therefore the unique station code generated by the Data Explorer will use the parent group code for all stations. Then add the individual sub-groups to their specific stations. This is a good option for programs where sites may change ownership frequently between monitors or sub-groups, and programs who bulk upload data and use the unique station code frequently in order to ensure data consistency.

Benefit: This is particularly beneficial when bulk uploading to reduce errors in the station codes. It also makes it easy to organize sites based on the Parent Group if sites are downloaded as a metadata file.

Downside: Must look at the source group code to figure out who actually collected the data.

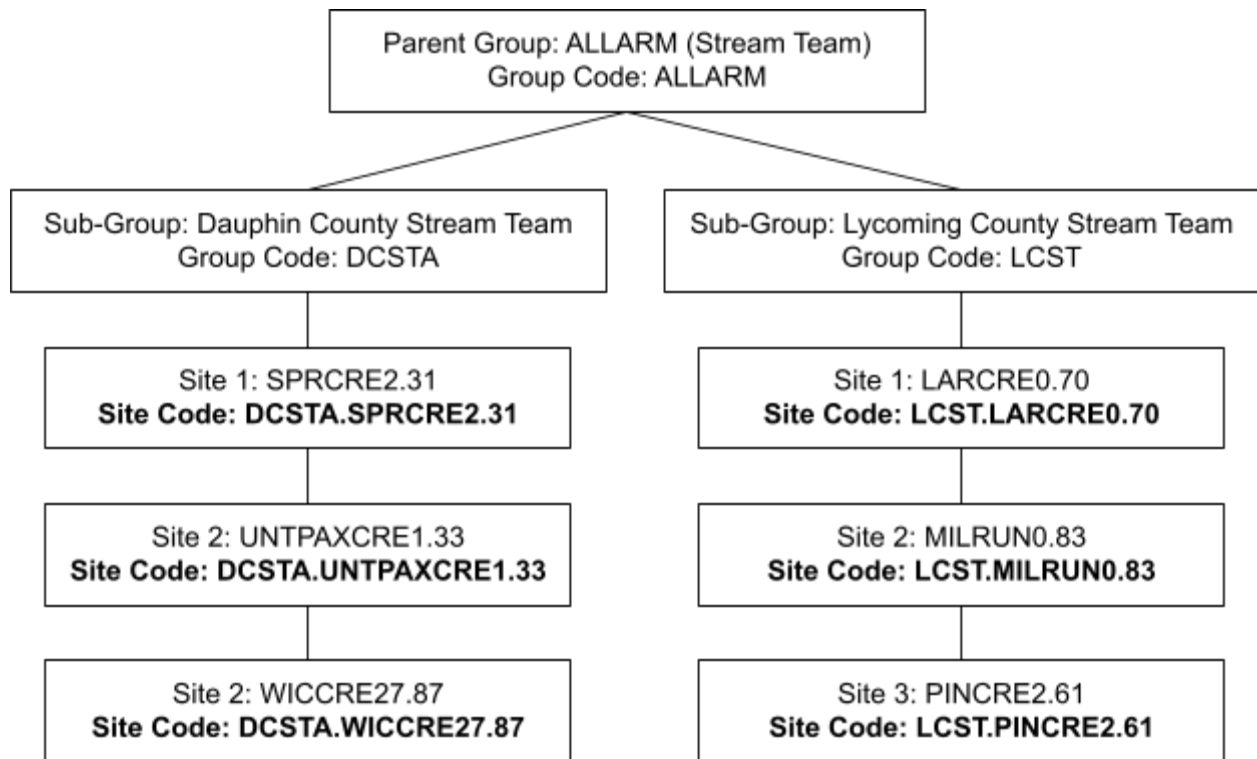


Option B: Connect to Sub-Group First

Upload all stations to the Sub-Group first, such that the unique station code generated by the Data Explorer will use the group code for stations associated with each sub-group. Next, add the parent group to all stations. This is a good option for programs where site ownership does not change between monitors or sub-groups, sub-groups who intend to become independent groups at any point, or programs who only use the data upload form.

Benefit: Easy to identify the sub-group monitoring each site and organize sites based on sub-group. Easy to break off the sub-group to an independent monitoring group.

Downside: It might be unclear that the data is part of an umbrella program. To help mitigate this, it is helpful to have each group name include some common identifier for the umbrella program (ie. Dauphin County **Stream Team**, Lycoming County **Stream Team**, etc.).



No Station Connection Needed

There are instances where multiple independent groups are monitoring at the same location following different protocols. For example, RiverTrends might collect chemical and physical data at the same location where Virginia Save our Streams (VASOS) is collecting benthic data. These stations should **not** be connected, each group should have their own station in the Data Explorer. If the relationship is known between two groups, a note should be placed in the “Comments” field of that station referencing the other program(s) also monitoring there.